

BUDGET PROPOSAL

Education & General Fund

Fiscal Year 2018-19



**EAST
STROUDSBURG
UNIVERSITY**

COUNCIL OF TRUSTEES MEETING
September 20, 2018

Contents

- A. Major Budget Assumptions
- B. Enrollment & Revenue Projections
- C. Expenditure Projections
- D. Educational & General Budget
- E. Total University Budget



**EAST
STROUDSBURG
UNIVERSITY**

Assumptions

	2017-18 Budget	2017-18 Actual	2018-19 Proposed Budget
Tuition Rate	3.5%	3.5%	2.99%
Enrollment	(.4)%	(3.7)%	(4.7)%
State Appropriation	2.0%	3.6%	6.0%
Salaries	2.1%	1.0%	3.6%
Benefits	10.0%	1.1%	.2%
Utilities	4.5%	5.6%	(2.2)%

2018-19 Enrollment & Revenue Projections



**EAST
STROUDSBURG
UNIVERSITY**

Fall Headcount

	2017-18 Actual	2018-19 Proposed Budget	Change
In-State Undergrad	4,799	4,485	(314)
Out-of-State Undergrad	1,252	1,234	(18)
In-State Graduate	563	579	16
Out-of-State Graduate	128	130	2
Total Headcount	6,742	6,428	(314)

Annualized FTE Enrollment

	2017-18 Actual	2018-19 Proposed Budget	Change
In-State Undergrad	4,482	4,291	(191)
Out-of-State Undergrad	1,216	1,124	(92)
In-State Graduate	399	423	24
Out-of-State Graduate	126	142	16
Total FTE Enrollment	6,223	5,980	(243)

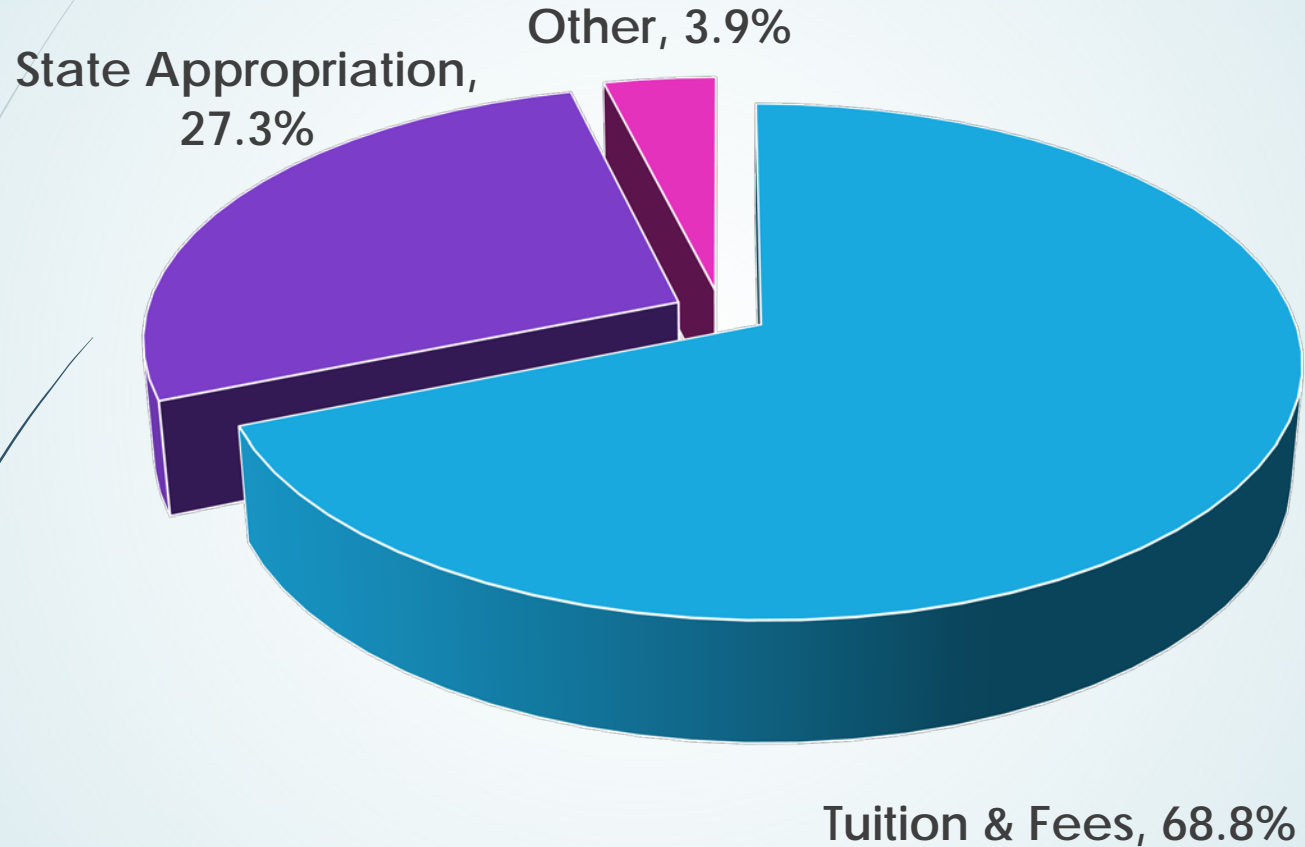
E&G Revenue

(in millions)

	2017-18 Actual	2018-19 Proposed Budget	Change
Tuition & Fees	\$70.73	\$72.07	\$1.34
State Appropriation	27.03	28.66	1.63
Other Income	5.78	4.83	(.95)
Planned Use of Carryforward	.00	(.76)	(.76)
Total Revenue	\$103.54	\$104.80	\$1.26

Note: Totals may vary due to rounding.

2018-19 E&G Revenue



2018-19 Expenditure Projections



**EAST
STROUDSBURG
UNIVERSITY**

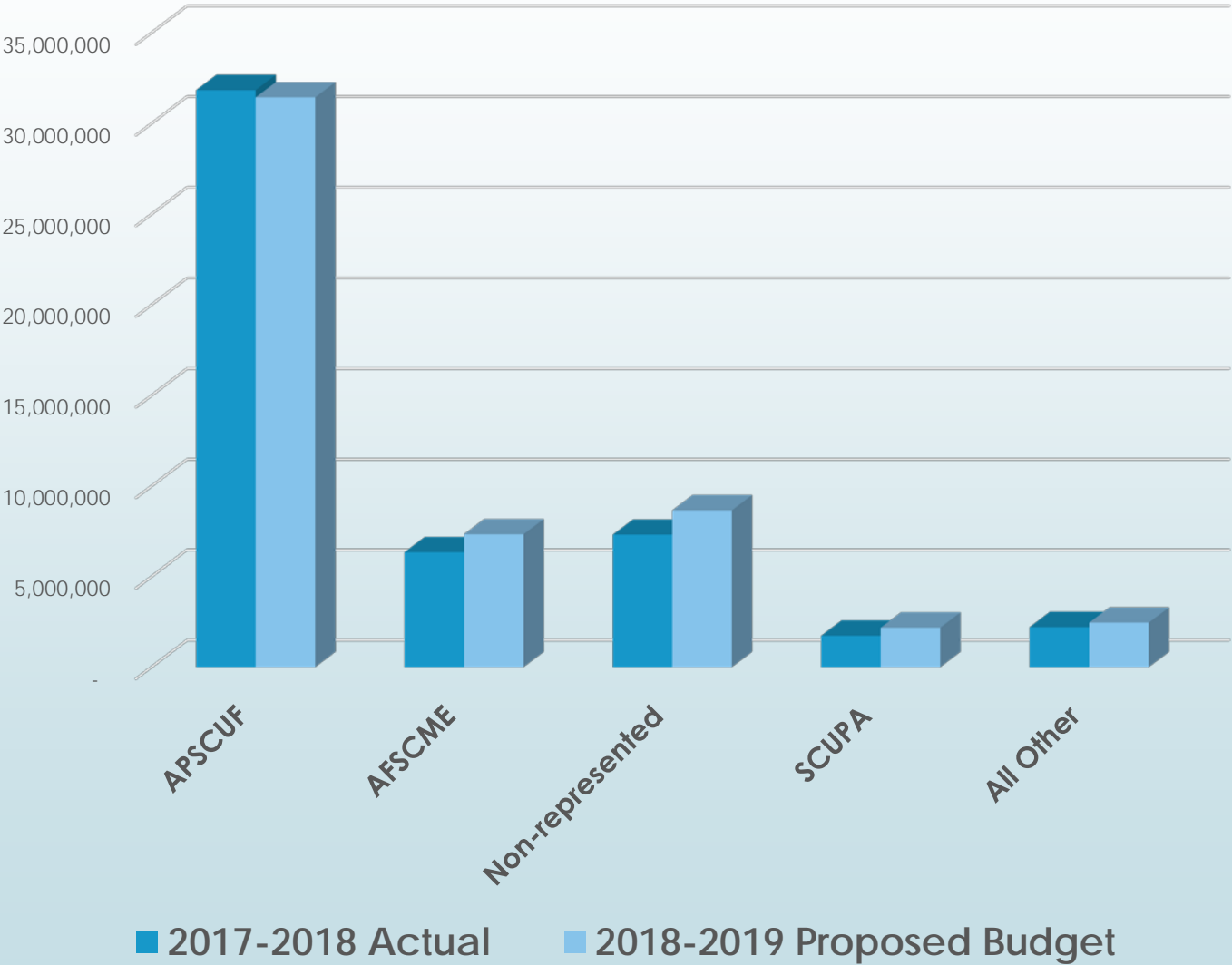
E&G Expenditures

(in millions)

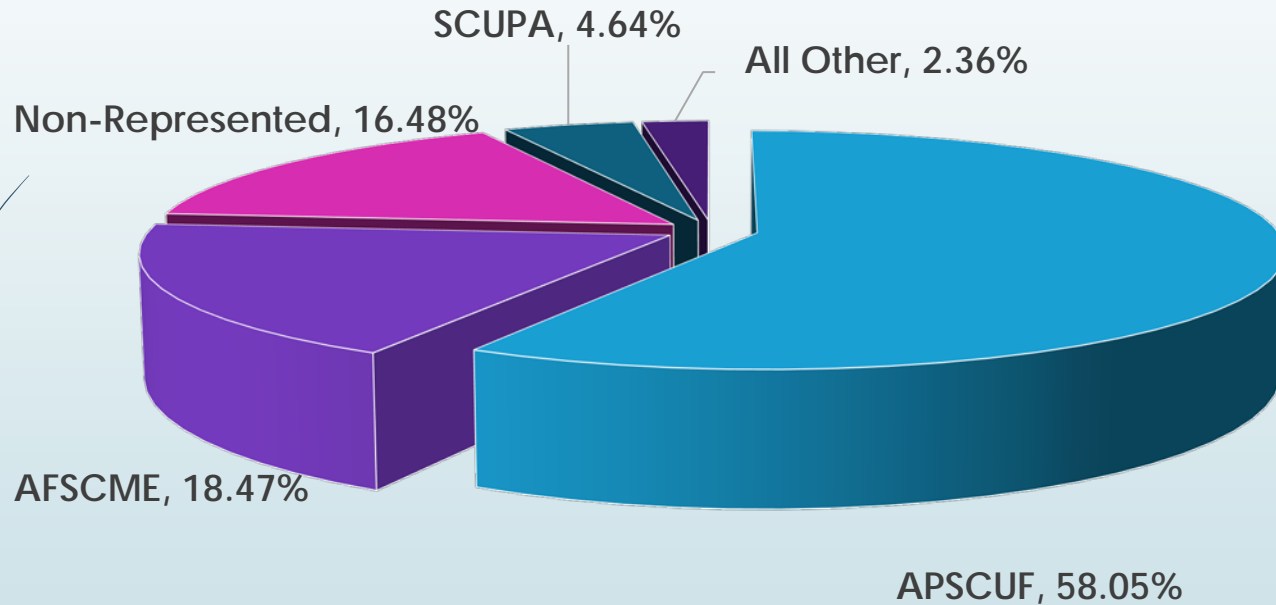
	2017-18 Actual	2018-19 Proposed Budget	Change
Salaries & Benefits	\$71.21	\$74.71	\$3.50
Non-Personnel	20.61	21.56	.95
Capital, Transfers & Debt Service	10.93	8.52	(2.41)
Total Expenditures	\$102.75	\$104.79	\$2.04

Note: Totals may vary due to rounding.

E&G Salaries

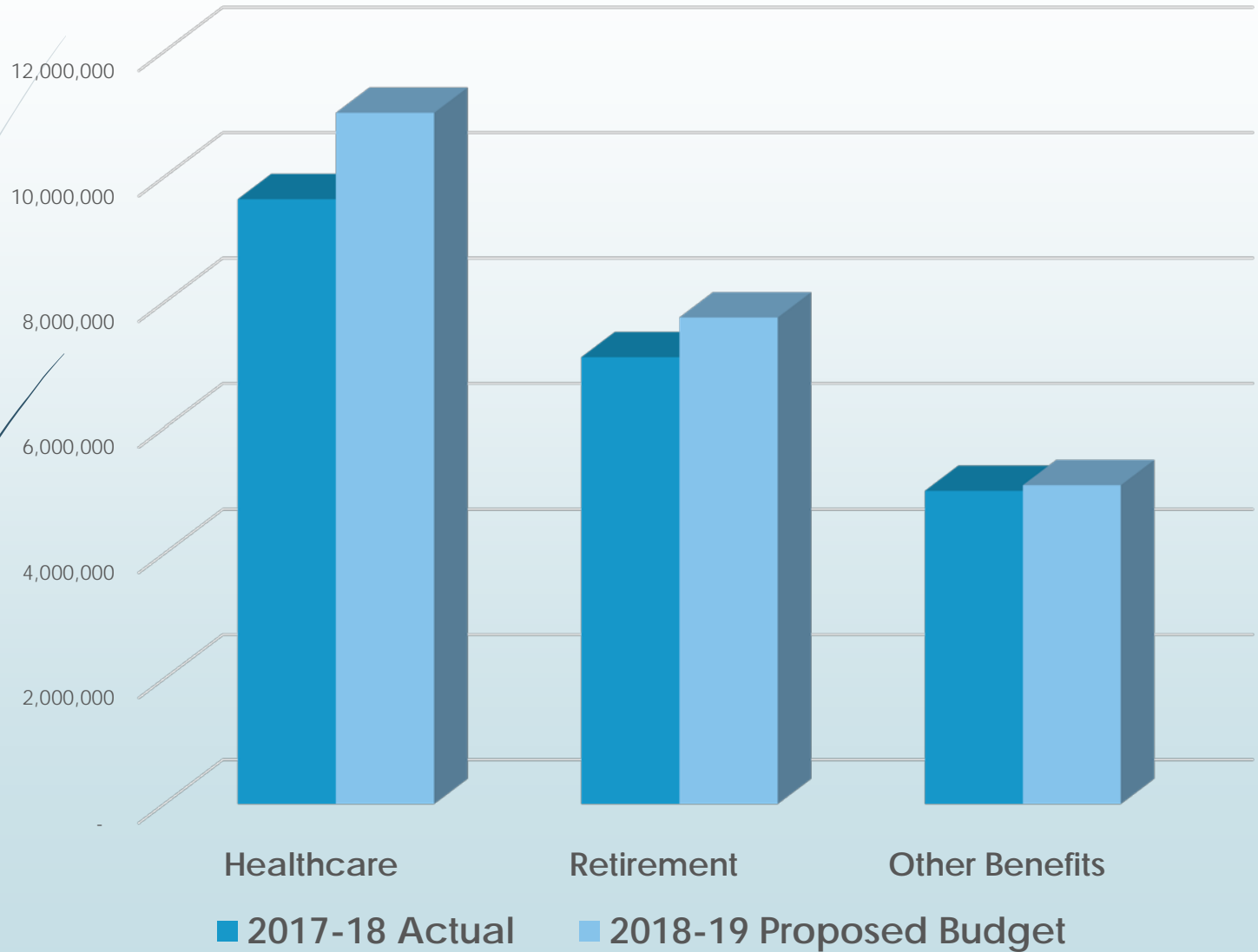


2018-19 E&G Salaries & Benefits

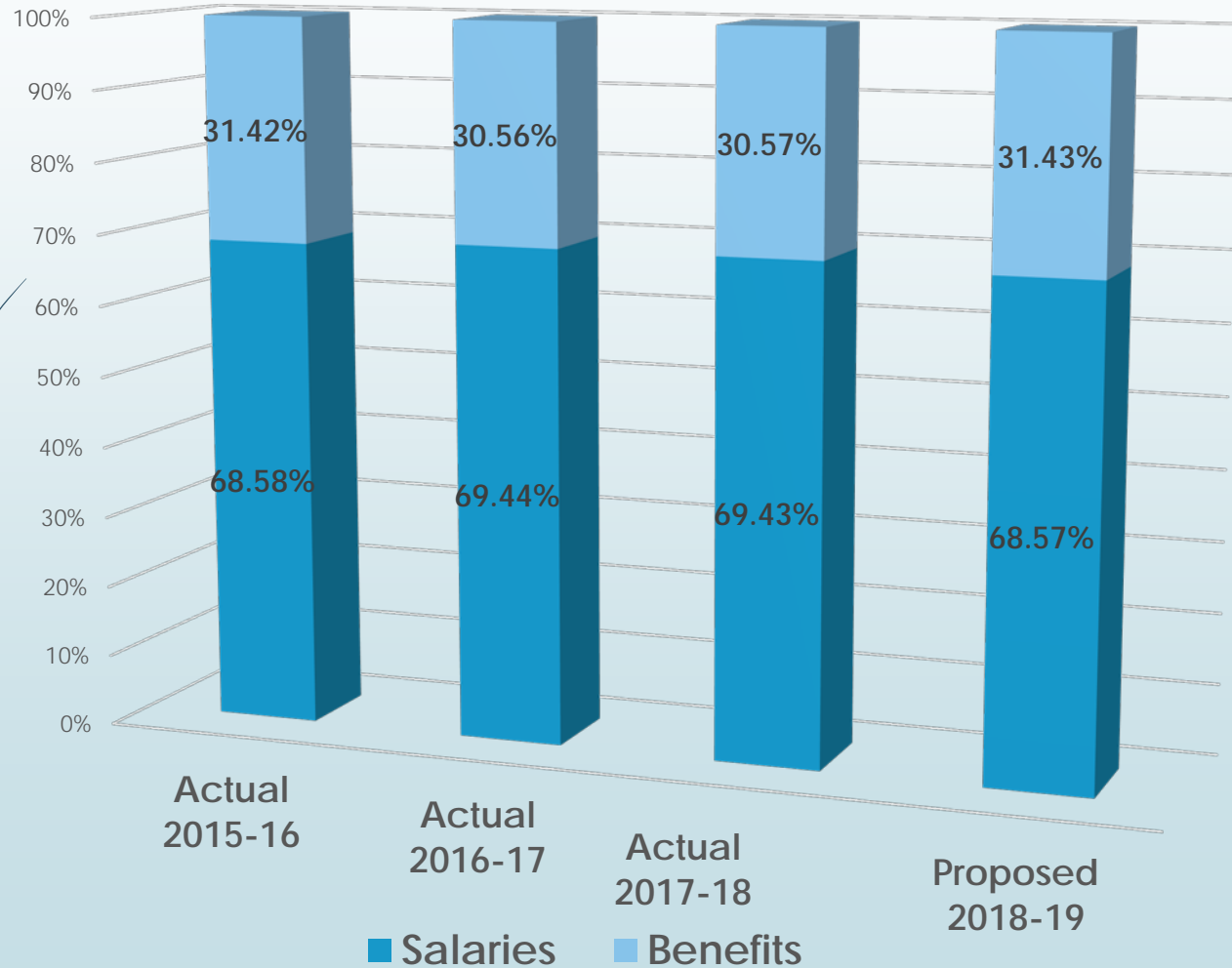


Note: Totals may vary due to rounding.

E&G Employee Benefits



E&G Compensation Analysis



E&G Non-Personnel Expenditures

(in millions)

	2017-18 Actual	2018-19 Proposed Budget	Change
Operating Expenses	\$14.55	\$14.64	\$0.09
Student Aid	3.50	4.03	0.53
Foundation Support	1.13	1.13	0.00
Camps & Conferences	1.43	1.77	0.34
Total Expenditures	\$20.61	\$21.57	\$0.96

Note: Totals may vary due to rounding.

E&G Non-Personnel Expenses



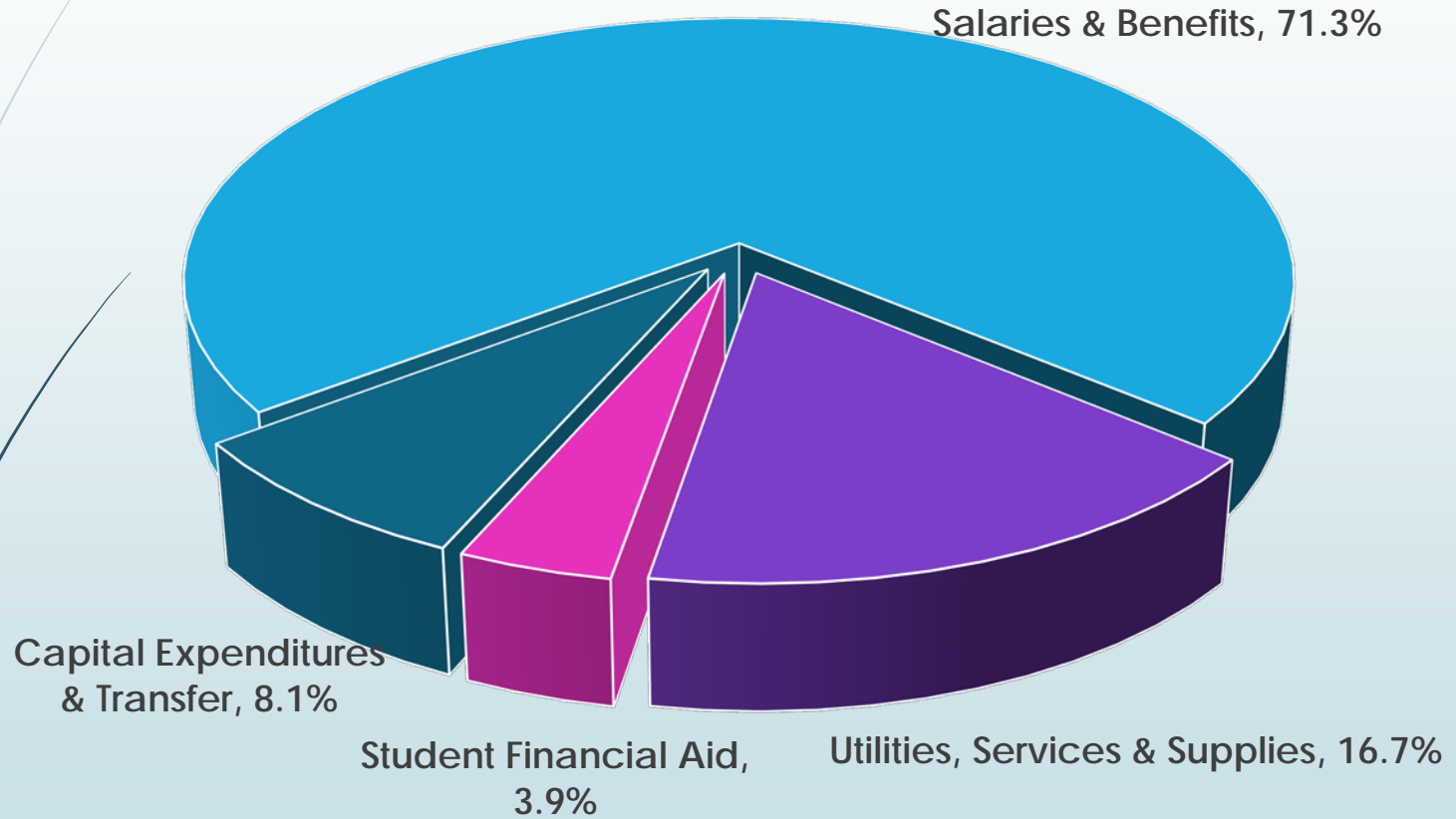
E&G Capital, Transfers & Debt Srvc

(in millions)

	2017-18 Actual	2018-19 Proposed Budget	Change
Capital & Debt Svc	\$ 2.92	\$ 3.04	\$0.12
Transfers	8.01	5.48	(2.53)
Total	\$10.93	\$ 8.52	\$(2.41)

Note: Totals may vary due to rounding.

2018-19 E&G Expenditures & Transfers



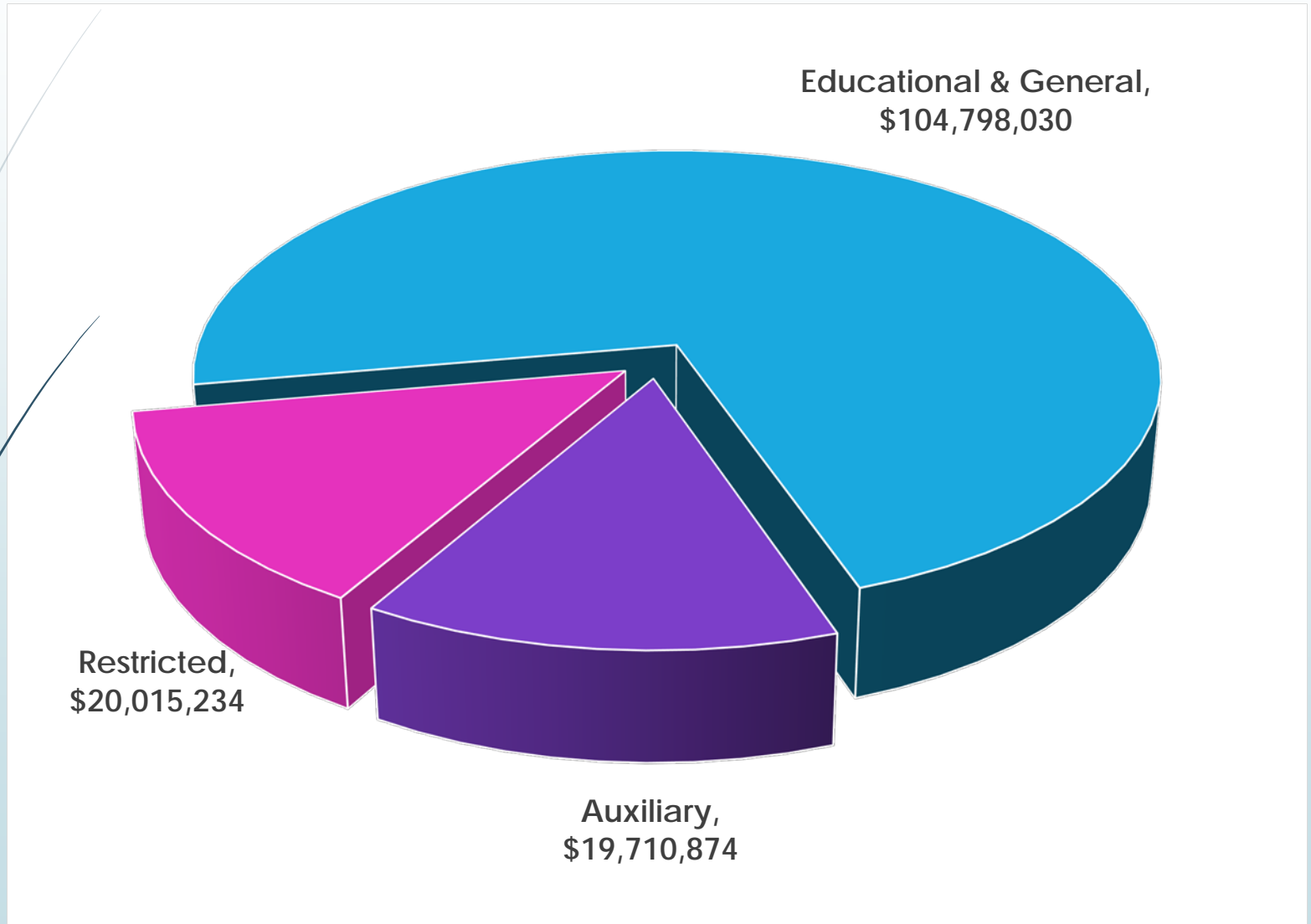
Note: Totals may vary due to rounding.

2018-2019 University Operating Budget (All Funds)

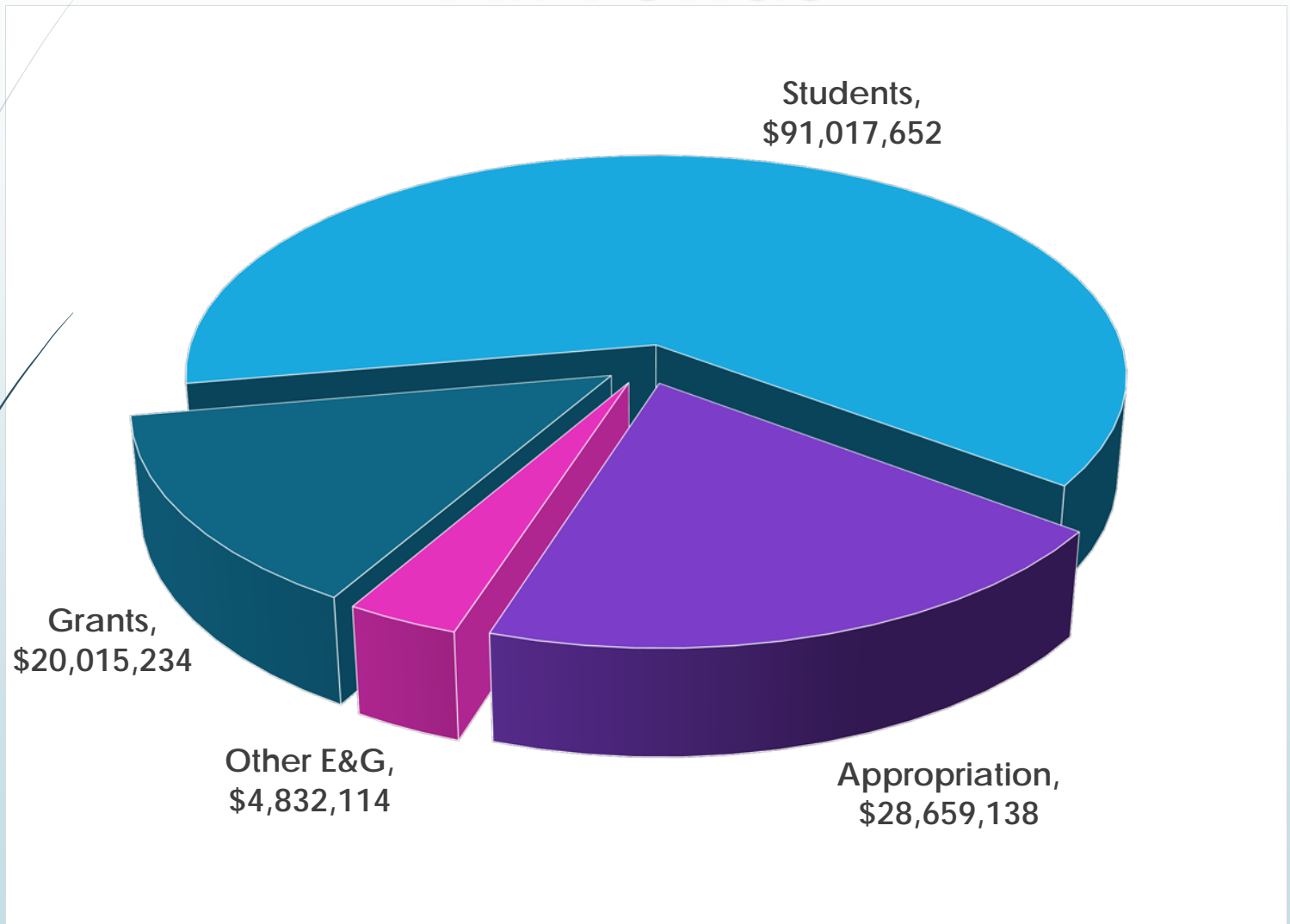


**EAST
STROUDSBURG
UNIVERSITY**

2018-19 University Budget All Funds



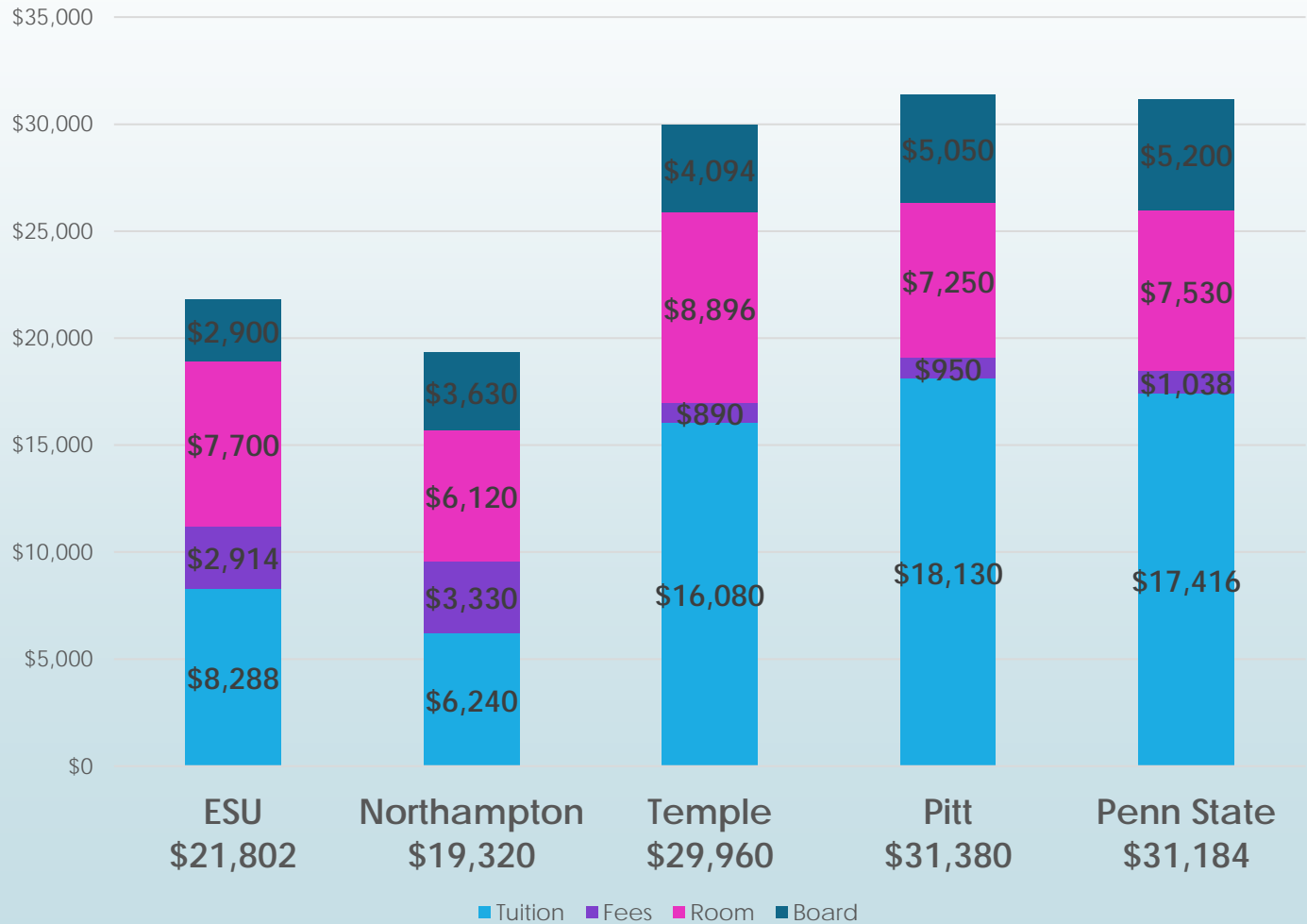
2018-19 Total Revenue All Funds



Undergraduate Full-time, In-State, Residential Student (Typical First-Year Student)

Fees-Academic Year	2017-18	2018-19
Instructional ('19 Warrior Promise)	\$ 8,706	\$ 9,594
General Fees	1,238	1,244
Student Activity Fee	354	364
Room ('18 Trad Dbl, '19 Suite Dbl)	6,000	7,700
Board	2,792	2,900
Total	\$19,090	\$21,802
Annual dollar increase		\$2,712
Overall percent increase		14.2%

2018-19 Undergraduate Full-time, In-State, Residential Student (Typical First-Year Student)



Looking Ahead.....

- A. Collective Bargaining Agreements
- B. Enrollment
- C. Employee Benefit Cost
- D. Facility Infrastructure
- E. State Support



**EAST
STROUDSBURG
UNIVERSITY**

Questions?



**EAST
STROUDSBURG
UNIVERSITY**